
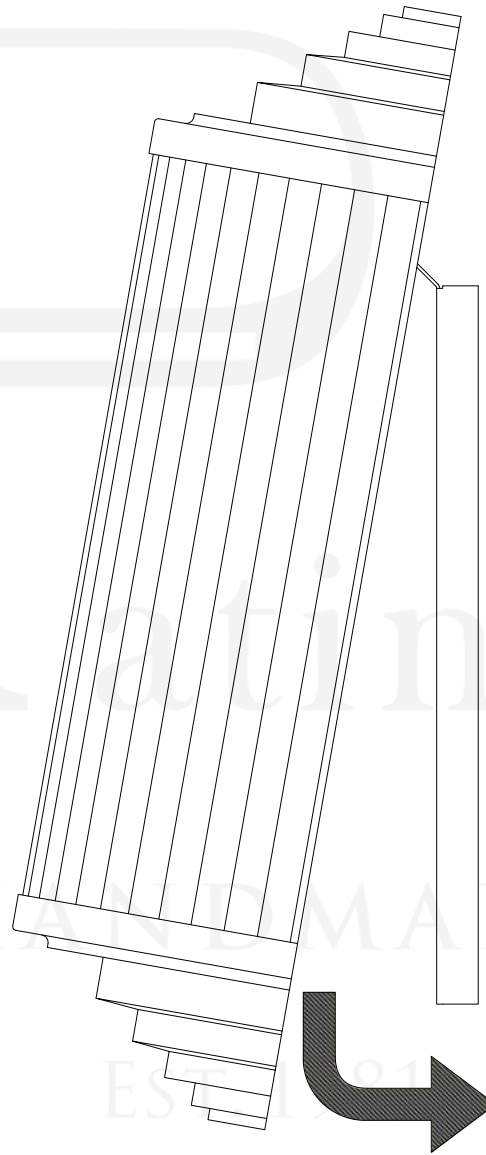



1.



2.



3.



Please note that this Assembly Instruction can be used for the following Petitot Wall Lights: I/1, I/2, I/3, II/1, II/2, II/3, V and VI. The shown model in this instruction resembles Petitot Wall Light I/1, However the instructions and installation methods are the same.